


# Measuring tubes BES

PVC BES-RM 60, ABS BES-RK 50, ALU BES-RA 50



## Application ranges PVC BES-RM 60

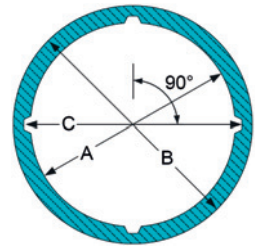
- The larger inner diameter enables a better passage of the probe in the deformed tube.
- The integrated adhesive coupling ensures a simple assembly.
- The rigid tube with a wall thickness of 5 mm can be used for the preparation of horizontal and vertical inclination measuring levels.
- Pressurized watertight model

## Accessories


- Meas. tube, type PVC BES-RM 60, basic length 1 m incl. assembly accessories
- Head point, type BES-KM
- Base, type BES-FM 60 w. telescopic coupling

## Technical Data

Material:	PVC
Length of each tube:	950 mm
Outer diameter tube:	70 mm
Inner diameter tube:	60 mm
Length of coupling:	200 mm
Outer diameter of coupling:	90 mm
Weight tube:	1.1 kg
Weight coupling:	0.3 kg



Typ	A	B	C
2,75"	60 mm	70 mm	65 mm



## Application ranges ABS BES-RK 50

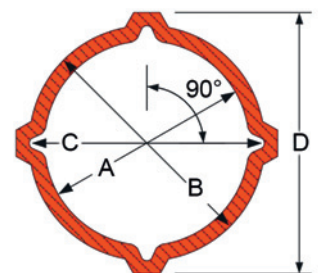
- For long-dated measuring tasks
- Standard instrumentation up to approx. 50 m deepening
- On account of the smaller internal stability, more suitable for recording of smaller local deformations.

## Accessories

- Measuring tube, type ABS BES-RK 50, basic length 1 m incl. assembly accessories
- Head point, type BES-KK 50
- Base, type BES-FK 50

## Technical Data

Material:	ABS
Length of each tube:	1 m
Outer diameter tube:	55 mm
Inner diameter tube:	47 mm
Length of coupling:	190 mm
Outer diameter of coupling:	75 mm
Weight tube:	0.6 kg
Weight coupling:	0.3 kg



Type	A	B	C	D
2"	47 mm	55 mm	54 mm	60 mm



#### Application ranges ALU BES-RA 50 :

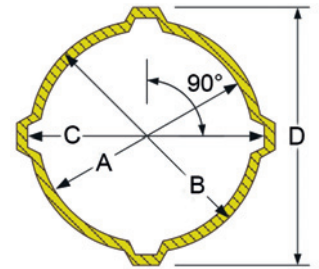
- For short-dated measuring tasks and high accuracy
- Slope slumps: By high internal stability, smaller localized deformations can be expected.
- Pile tests: Resistant at installation; the surface treatment ensures a precise probe guidance.
- Borehole installation, for larger depths, small torsion by internal rigidity (e.g.  $\pm 5^\circ/30\text{ m}$ )
- Special instrumentation, ambient temperature  $> 50^\circ$
- Outdoor assembly at walls, elements a. s. o.
- Restriction: Sensitive to corrosion

#### Accessories:

- Meas. tube, type ALU BES-RA 50, basic length 1 m incl assembly accessories
- Head point, type BES-KA
- Base, type BES-FA 50

#### Technical Data:

Material:	Aluminium
Length of each:	1 m
Outer diameter tube:	53 mm
Inner diameter tube:	49 mm
Length of coupling:	300 mm
Outer diameter of coupling:	68 mm
Weight tube:	2.4 kg
Weight coupling:	0.3 kg



Type	A	B	C	D
2"	49 mm	53 mm	54 mm	58 mm